



**CHIN PROTECTOR  
DOUBLEP**  
0024676











0024676.090

**PRODUCTS RELATED**



0024665  
DOUBLEP HELMET

- |   |   |
|---|---|
|  110 |  242 |
|  313 |  316 |
|  319 |  323 |
|  444 |  458 |

DOUBLEP HELMET  
0024665



0024665.242



0024665.110



0024665.458



0024665.313



0024665.316



0024665.319



0024665.323



0024665.444

FEATURES

Design with great protection and balance of the helmet on the head and excellent ergonomics, with particular attention to the coverage of the neck for MTB use  
Holes on the top shell allow correct ventilation of the helmet  
Easy and comfortable closure strap  
Size adjustment system that allows you to adjust the circumference and height to ensure maximum comfort

Possibility of mounting a chin guard cod. 0024676 to increase chin protection  
AERATION  
Holes on the top shell allow correct ventilation of the helmet  
INTERIORS  
Removable, hypoallergenic and washable interior

PRODUCT DETAILS

Outer shell: Polycarbonate | EN1078:2012+A1:2012 approval | Double outer shell | Double inner shell | Weight 290g in size S/M  
Materials: | Polycarbonate 20% | EPS 55% | Polypropylene 10% | Polyester 10% | Metal 5%

Made In: China

PRODUCTS RELATED



0024676  
CHIN PROTECTOR DOUBLEP

■ 090

SIZES

S/M 063 | L/XL 067

	S/M	L/XL				
CM	52-58	58-62				

